

"Electronics Made in Europe"

Opportunities under the ICT Theme of FP7

Information Day, 26 February 2007
Diamant Building, Brussels

The event aims to bring together researchers from across Europe to discuss proposal ideas related specifically to the engineering and manufacturing issues of Challenge 3 of the 2007/08 ICT Theme. Apart from providing information on the topics under Calls 1 and 2 and the Intelligent Manufacturing Systems (IMS) initiative the meeting will also provide a platform for information exchange and the formation of R&D partnerships.

Morning Session (10-13 hrs)

- 10.00 Welcome & Meeting Objectives
(Rosalie Zobel, Director)
- 10.30 FP6 projects related to engineering and manufacturing and foreseen activities under ICT Theme 2007/08:
- Nanoelectronic Components & Integration
(Georg Kelm)
 - Organic & Large Area Electronics & Display Systems
(Marc Boukerche)
 - Photonics Components & Subsystems
(Michael Hohenbichler)
 - Micro/Nanosystems
(Francisco Ibanez)
 - Network Embedded & Control Systems
(Alkis Konstantellos)
 - The Intelligent Manufacturing Systems (IMS) initiative in FP7
(Erastos Filos)
 - Writing a good proposal & submitting it under the ICT Theme
(Vaggelis Ouzounis)
- 12.30 Questions & Answers (chair: Timo Hallantie)

Networking Lunch (sandwiches & drinks)

Parallel Afternoon Sessions (14-16 hrs)

Brokerage (proposal ideas, search for partners, Q&A: 3 slides per presenter, 6 minutes each).

- Call 1 topics: Nanoelectronics integration, organic electronics
(Georg Kelm & Thomas Reibe)
- Call 2 topics: Photonics, micro/nanosystems, network embedded & control systems
(Michael Hohenbichler, Francisco Ibanez, Alkis Konstantellos)

"Electronics Made in Europe"
Opportunities under the ICT Theme of FP7
Information Day, 26 February 2007
Diamant Conference Centre, Room Einstein, BC
Blvd. Auguste Reyers 80, 1030 Brussels

REGISTRATION FORM

(Please send back your reply as soon as possible as places are limited)

By fax or e-mail
for attention of Erastos Filos,
European Commission, DG Information Society and Media,
Fax: +32 2 298 5428, Email: erastos.filos@ec.europa.eu

Name: _____

Title/Position: _____

Institution: _____

City: _____

Country: _____

Email: _____

I have a 3-slides presentation for the afternoon session:

on Call 1

on Call 2



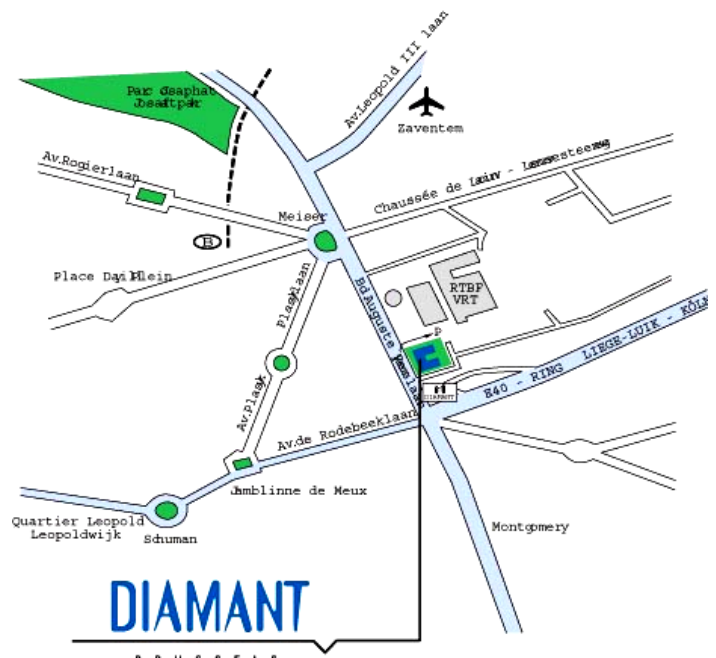
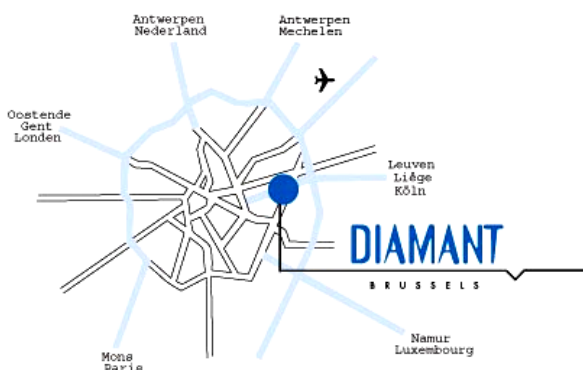
Coming from the E40 or E19

Follow the RO - RING direction Brussel-Zaventem-Luik-Leuven-Namen
 At the exit Zaventem airport, take the A201 direction Brussel-Evere-Zaventem.
 Follow right direction Brussel-Evere, you will pass by the Diegem Industry zone.
 Keep on your left and keep following Brussel-Evere.

Keep straight ahead, you will see the NATO on your left, at the stoplights at the NATO, keep going straight ahead, follow this road until you arrive at the Boulevard Général Wahis (you can't continue).

Here you take left direction MEISER-Brussel Centrum, you'll cross the Meiser Square at your right. You are now at the Boulevard Reyers and you can already see the Diamant Building at the other side of the road. Keep -extremely-right, next to the bridge and also next to the tunnel (Diamant is indicated here). At the stoplights under the bridge, take left and cross the road.

You are now at the good side of the Boulevard Reyers and just few metres of the Diamant Building. You can park your car in the underground parking, which you can enter right next to the building (this is indicated)





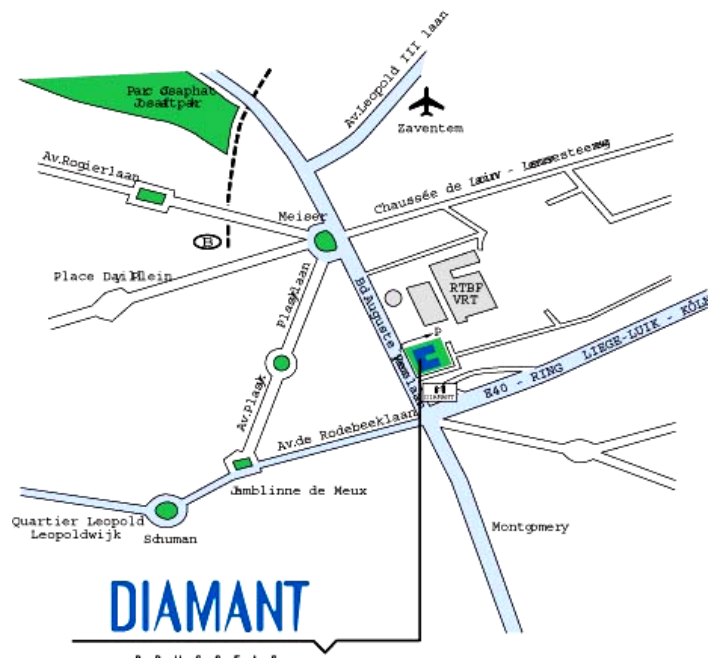
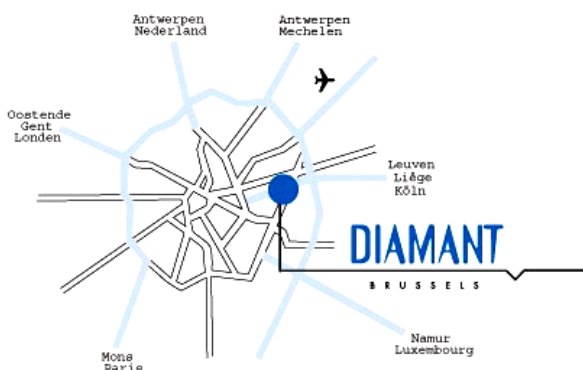
Coming from Antwerpen via A12

Follow the A12 direction Brussel-Laken

Follow left direction Van Praet - Centrum (you will pass the Japanese Tower and the Chineselangs Pavillion) At the end of this road you go straight ahead at the stoplights (next to a Texaco gas station), and than take left at the next stoplights direction Brussel Nationaal-Ter Kameren-European Institutes. You arrive at the Boulevard Lambermont (watch out ! at the beginning of the boulevard : straight ahead and not left) this boulevard will proceed as Boulevard General Wahis. You follow this road (next to the tram rails) until the Meiser Square, which you cross at your right.

You are now at the Boulevard Reyers and you can already see the Diamant Building at the other side of the road . Keep -extremely-right, next to the bridge and also next to the tunnel (Diamant is indicated here).At the stoplights under the bridge, take left en cross the road.

You are now at the good side of the Boulevard Reyers and just few meters of the Diamant Building.You can park your car in the underground parking, which you can enter right next to the building (this is indicated)

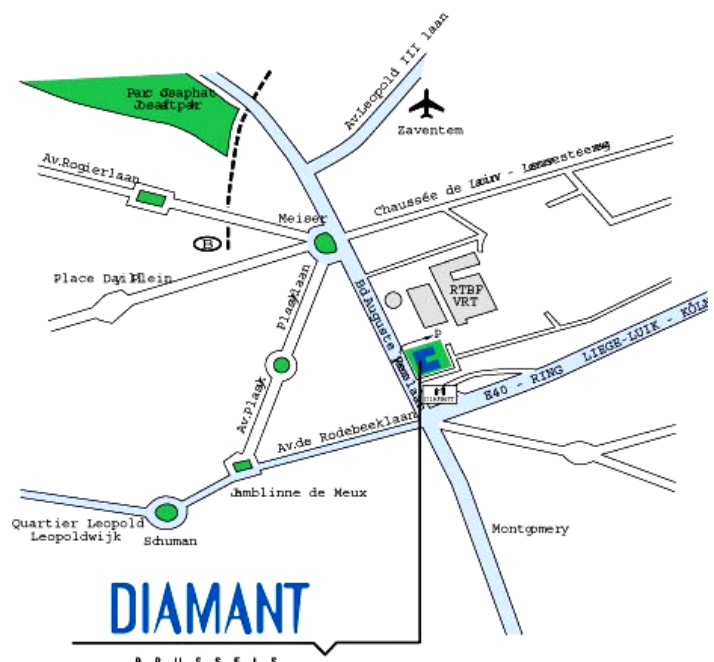
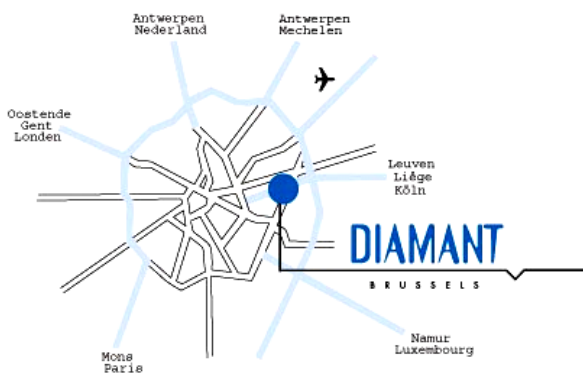




Coming from the E40 - Luik/Liège

Take exit 18, before the tunnels. You will be at the back side of the Diamant Building.

Follow the Kolonel Bourgstreet until the cross point with the Boulevard Reyers. Take right, and a few metres further you can enter the underground parking (this is indicated).





PUBLIC TRANSPORT

From the Central Station

Take the metro 1B direction Stokkel, get off at the station Montgomery, there you take tram 23 (direction Heisel) or 90 (direction Rogier) until the Diamant station. Here you take the exit "RTBF/VRT". If you leave the station, you are at the Boulevard Reyers. Take right direction VRT, cross the Kolonel Bourgstreet and you arrive at the Diamant Building

From the airport

By taxi : 10 min

By bus : line 20 stops at "Diamant". Take right direction VRT, cross the Kolonel Bourgstreet and you arrive at the Diamant Building

